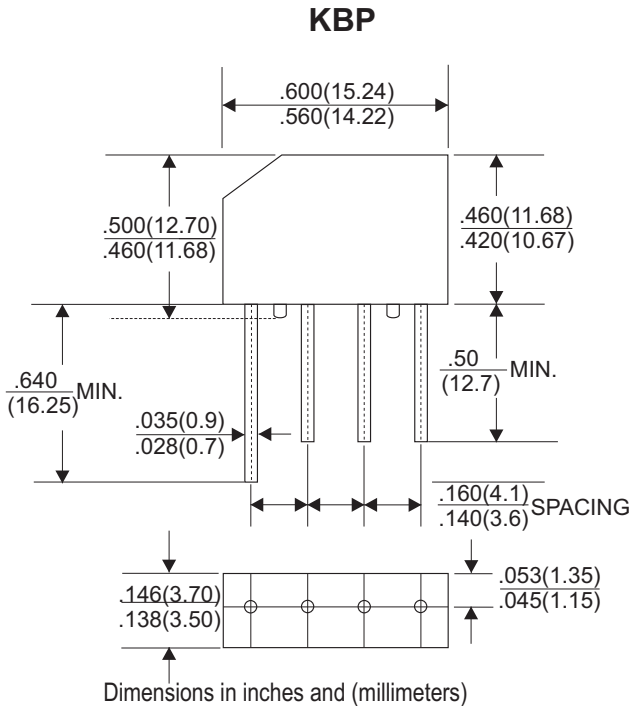




# KBP2005G THRU KBP210G

## SINGLE PHASE BRIDGE RECTIFIERS

Reverse Voltage - 50 to 1000 Volts    Forward Current - 2.0 Ampere



### FEATURES

- \* Glass Passivated Die Construction
- \* Low forward voltage drop
- \* High current capability
- \* High reliability
- \* High surge current capability

### MECHANICAL DATA

- \* Case: Molded plastic
- \* Epoxy: UL 94V-0 rate flame retardant
- \* Lead: Axial leads, solderable per MIL-STD-202, method 208 guaranteed
- \* Polarity: Color band denotes cathode end
- \* Mounting position: Any

## MAXIMUM RATINGS AND ELECTRICAL CHARACTERISTICS

Rating 25°C ambient temperature unless otherwise specified.  
Single phase half wave, 60Hz, resistive or inductive load.  
For capacitive load, derate current by 20%.

TYPE NUMBER	KBP 2005G	KBP 201G	KBP 202G	KBP 204G	KBP 206G	KBP 208G	KBP 210G	UNITS
Maximum Recurrent Peak Reverse Voltage	50	100	200	400	600	800	1000	V
Maximum RMS Voltage	35	70	140	280	420	560	700	V
Maximum DC Blocking Voltage	50	100	200	400	600	800	1000	V
Maximum Average Forward Rectified Current at Ta=40°C (Note 1)	2.0							A
Peak Forward Surge Current, 8.3 ms single half sine-wave superimposed on rated load (JEDEC method)	50							A
Maximum Forward Voltage Drop per Bridge Element at 2.0A D.C.	1.1							V
Maximum DC Reverse Current Ta=25°C	10.0							μA
at Rated DC Blocking Voltage Ta=125°C	500							μA
Typical Junction Capacitance Per Element (Note 3)	25							pF
Typical Thermal Resistance RθJA (Note 2)	30							°C/W
Operating Temperature Range, Tj	-55 — +150							°C
Storage Temperature Range, Tstg	-55 — +150							°C

NOTES: 1. Mounted on P.C. Board.  
2. Thermal Resistance Junction to Ambient.  
3. Measured at 1.0MHz and reverse of 4.0V DC.

# RATING AND CHARACTERISTIC CURVES (KBP2005G THRU KBP210G)

FIG.1-TYPICAL FORWARD CURRENT DERATING CURVE

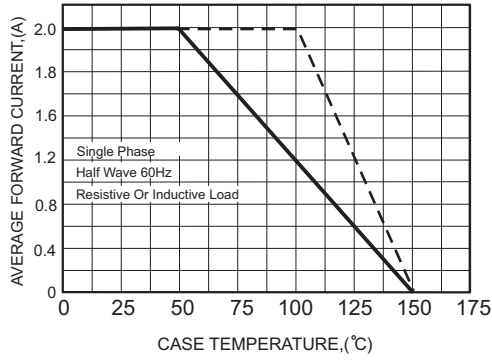


FIG.2-MAXIMUM NON-REPETITIVE FORWARD SURGE CURRENT

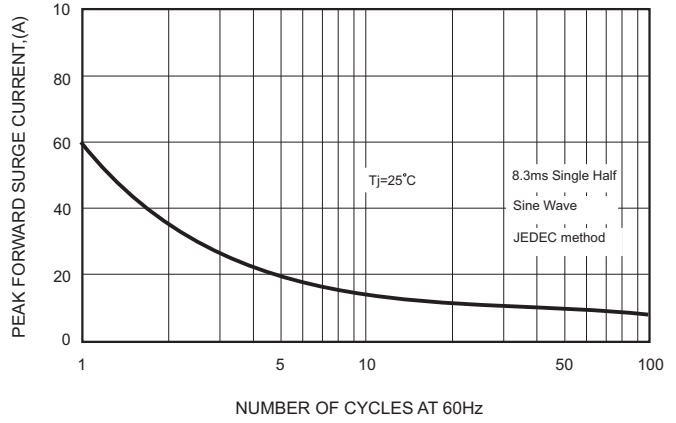


FIG.3-TYPICAL FORWARD CHARACTERISTICS

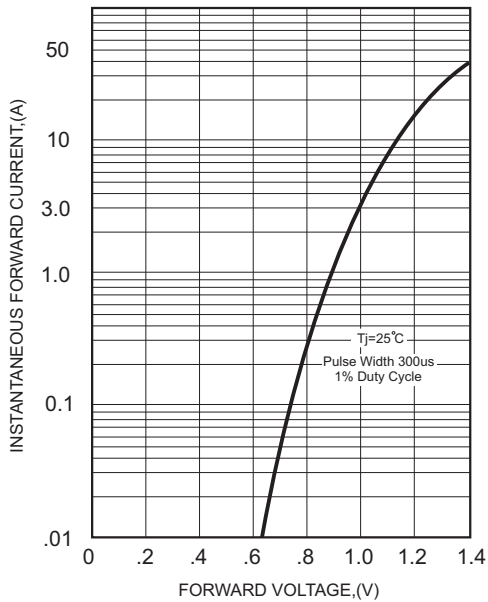


FIG.4-TYPICAL REVERSE CHARACTERISTICS

